

## Add Combo Box to Excel Worksheet

### Setup Combo Box Lookup List

Create additional worksheets for any required combo list boxes.




Add drop down list contents:

	A
1	Select...
2	010 - Sales
3	019 - Africa
4	020 - Flavours
5	030 - Legislation & Regulatory Affairs
6	035 - Evaluation
7	040 - Perfumery
8	
9	

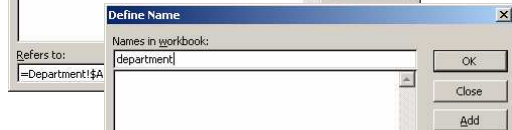
Highlight the column or range and press **Control+F3** to define the range name.

	A
1	Select...
2	010 - Sales
3	019 - Africa
4	020 - Flavours
5	030 - Legislation & Regulatory Affairs
6	035 - Evaluation
7	040 - Perfumery
8	
9	

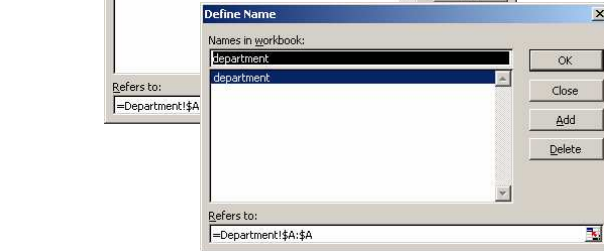
Type a name.



Pick **Add**.



Pick **OK**.



### Add Combo Box to Worksheet

Right click any toolbar and select **Forms** from the subsequent menu.

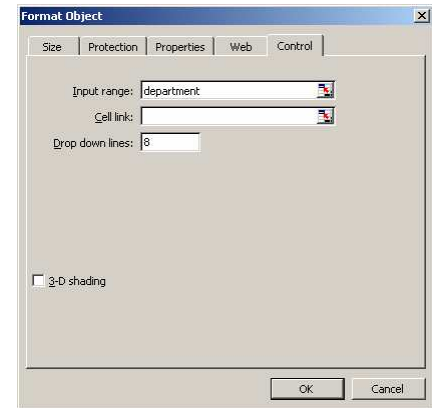


Select the Combo Box icon.

Place the Combo box on the worksheet.



Right click the new control and select **Format Control** from the context menu.



Now type the range name in the **Input range** field on the **Control** tab.

The combo box is ready to use...

Department:	019 - Africa
	019 - Africa
	020 - Flavours
Authorised:	030 - Legislation & Regulatory Affairs
	035 - Evaluation
	040 - Perfumery
UK Hotel & Travel	Overseas Hotel & Travel
	House
	Customer
	Subs